


Flow sensors for waste water treatment plants

screen | grit channel | aeration basin | digestion tower | CHP | gas flare



Flow sensors for waste water treatment plants

screen | grit channel | aeration basin | digestion tower | CHP | gas flare




screen

monitoring of incoming and outgoing air
e. g. with **flow monitor** FS10



grit channel

measurement of air supply
e. g. with **flow velocity meter** FC50



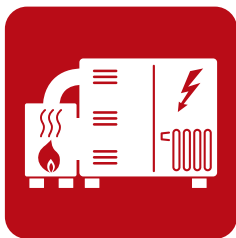
aeration basin

oxygen or air volume measurement for process optimization
e. g. with **mass flow meter** FVone-NP-CA



digestion tower

determination of the burnt biogas, also with EX-approval
e. g. with **mass flow meter** PERFLU 5-EX-CA for zone 0



combined heat and power unit (CHP)

measurement of the burnt gas, also with EX-approval
e. g. with **mass flow meter** FVone-dbEX-NP-CA for zone 1



gas flare

measurement of the burnt gas, also with EX-approval
e. g. with **mass flow meter** FVone-EX-NP-CA for zone 2